



JUNIPER HILL GOLF COURSE

Riverside Course
Yardage Guide



Practice Green and Clubhouse

Like many golf courses in New England, Juniper Hill was once a dairy farm. The 300-year-old Brigham Farm was bought by Homer C. Darling in 1928 with the intention of building a public golf course. Nine holes opened on Memorial Day 1931 and the second nine opened in 1954. This became the Riverside Course. During the 1960s and 1970s adjacent land was purchased. Homer C's son, Homer D. Darling, began construction on another 18-hole layout. The Lakeside Course opened on Memorial Day 1991 with nine holes and in August 1991, the back nine opened for play.

The courses have two distinctive personalities. The Riverside Course is a traditional New England style course with tree-lined fairways that wind through the rolling countryside and share marshland with the Assabet River. The Lakeside Course is a Carolina style course with mounding that kicks errant shots in or out. The Lakeside demands a higher skill level than the Riverside; its narrow fairways put a premium on accuracy over distance.

Juniper Hill is home to a large variety of wildlife. It's not unusual to see a fox or woodchuck running across the fairway, or observe the flight of a Red-Tail Hawk or Blue Heron overhead. A member of the Audubon Cooperative Sanctuary System, Juniper Hill is a blend of recreation and a wildlife sanctuary. It is sporty, interesting, and picturesque.

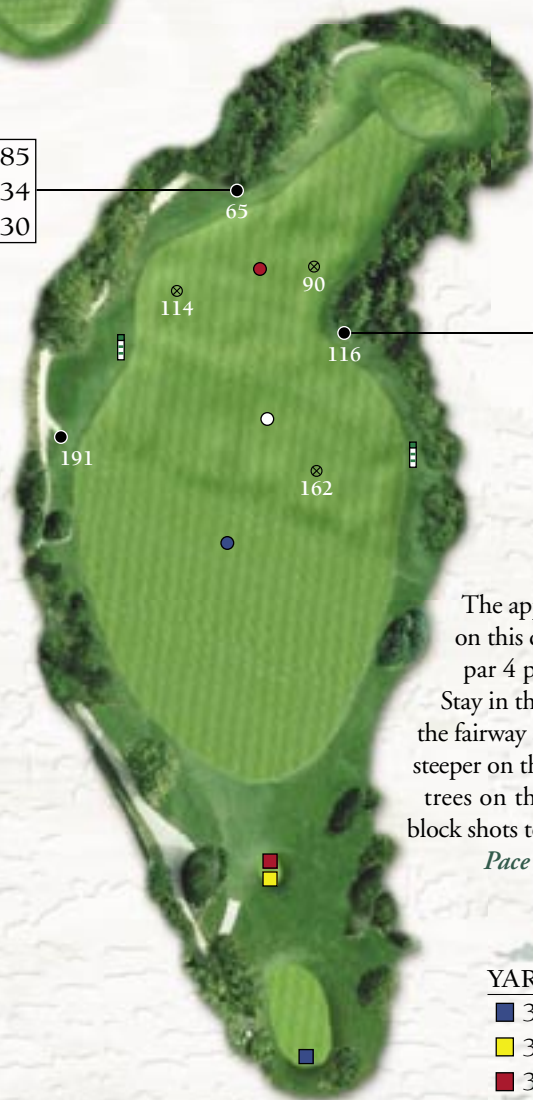
Depth: 24 yards



1
PAR 4

■ 285
■ 234
■ 230

■ 240
■ 189
■ 185



The approach shot on this dogleg right par 4 plays uphill. Stay in the middle of the fairway as the hill is steeper on the right and trees on that side can block shots to the green.

Pace of Play :14

YARDS	HCP
■ 370	4
■ 315	4
■ 311	4

riverside

2

PAR 4

Depth: 23 yards



Depth: 21 yards



3

PAR 5

■ 222
■ 206
■ 153



A fairway wood or a long iron is a good choice from the tee on this short, narrow par 4. The fairway slopes downhill beyond the corner of the dogleg. The front of the green is guarded by a bunker, but don't go long; there is a steep drop off behind the green.

Pace of Play :27

YARDS	HCP
■ 336	6
■ 320	14
■ 267	14

riverside

■ 305
■ 257
■ 252



Let it rip from the elevated tee on this par 5. Your drive will find a wide landing area. Watch out for the big oak on the left guarding the elevated green.

Pace of Play :43

YARDS	HCP
■ 495	2
■ 447	6
■ 442	6

riverside

4

PAR 4

Depth: 20 yards



Depth: 33 yards



5

PAR 3



86 83
 132 129
 181
 170
 205
 Depression Ends
 Depression Begins


■ 269
□ 247
■ 242

■ 173
□ 151
■ 146

Beware of the valley in the landing area on the right, after the ridge. Your drive should be left of center on this par 4. The green is guarded by two bunkers on the right.
Pace of Play :56

YARDS	HCP
■ 387	8
■ 365	2
■ 360	2

riverside



■ 176
□ 176
▨ 160
■ 141
▨ 140
■ 120

■ 209
□ 209
▨ 193
■ 176
▨ 175
■ 155

Take the wind into account when making your club selection from the elevated tee on this par 3. The green is guarded by two ponds in front and a river behind.
Pace of Play 1:06

YARDS	HCP
■ 193	12
■ 160	18
▨ 159	12
■ 139	18

riverside

6

PAR 4

■ 313
■ 293
■ 287



Depth: 20 yards



■ 257
■ 237
■ 231

The tee and the green are elevated on this par 4. Shots short of the green will likely roll back down the approach. There is a bunker behind the green on the left.

Pace of Play 1:18

YARDS	HCP
■ 330	16
■ 310	10
■ 301	10

riverside

Depth: 21 yards



■ 167
■ 151
■ 146



7

PAR 3

■ 146
■ 130
■ 125

Use an extra club from the tee on this challenging, uphill par 3. The green is partially hidden. Shots to the left of the green will roll left.

Pace of Play 1:28

YARDS	HCP
■ 156	18
■ 140	16
■ 135	16

riverside

8

PAR 4

Depth: 22 yards



Depth: 18 yards



9

PAR 4

■ 280
■ 235
■ 232

■ 301
■ 256
■ 253

■ 215
■ 160
■ 158

YARDS	HCP
■ 350	14
■ 295	12
■ 293	12
□ 220	-

Booming drives are common from the elevated tee on this dogleg left par 4. If your drive is too far left, tall pines will block your approach shot.
Pace of Play 1:43

This dogleg right par 4 brings you back to the clubhouse. An approach from the left side works best. Bunkers guard both sides of the green. If you'd like a burger and fries, call the Juniper Grill at (508) 393-2444 on your cell phone before you tee off so your order will be ready when you arrive.
Pace of Play 1:56

YARDS	HCP
■ 405	10
■ 360	8
■ 357	8

riverside

riverside



Riverside Course

Men		Women	
Tee	Rating/Slope	Tee	Rating/Slope
Blue	70.5/126	Blue	76.5/127
Yellow	66.2/117	Yellow	71.4/121
Red	65.5/114	Red	70.5/118



10

PAR 5



Depth: 23 yards



Depth: 32 yards



11

PAR 4



The Assabet River forces a choice from the tee; lay up or carry the hazard. The landing area over the river on the left can be very soft in the spring and after prolonged rains. Avoid the wetlands on the right. The green is guarded by a bunker on the left. As you cross the bridge, check to see where the flag is because the approach is blind.

Pace of Play 2:18

YARDS | HCP

■ 469	3
■ 395	3
■ 391	3

riverside

■ 291
■ 168
■ 164

■ 189
■ 68
■ 64

■ 311
■ 203
■ 198

■ 296
■ 188
■ 183

Your tee shot should be to the center or left of center of the fairway. If you go too far right, your approach will be blocked. A pond in front and on the right guards the two-tiered green on this par 4. Play one extra club on the approach.

Pace of Play 2:33

YARDS | HCP

■ 391	5
■ 283	5
■ 278	5

riverside

12

PAR 4

Depth: 22 yards



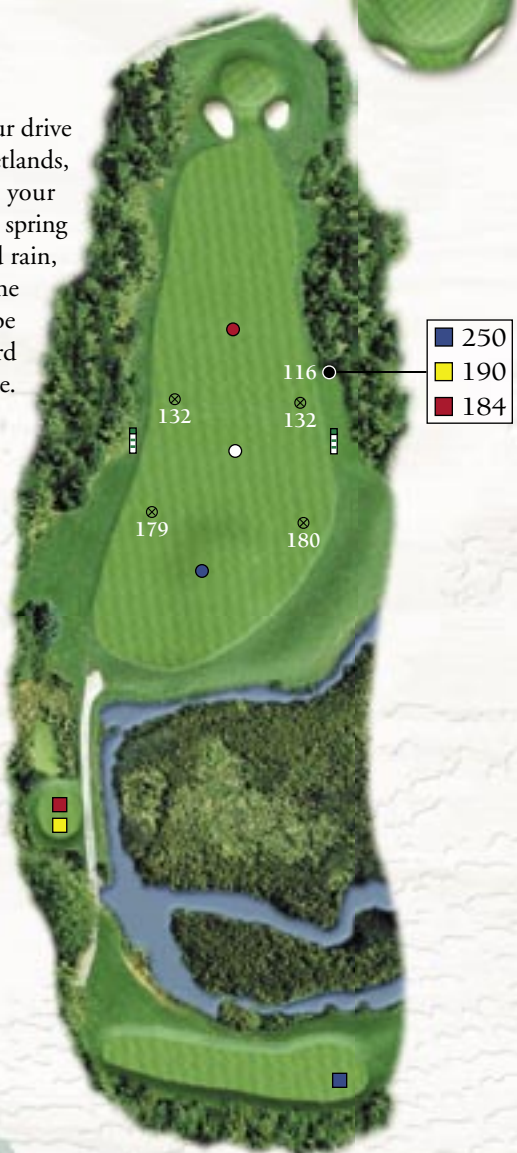
Depth: 29 yards



13

PAR 4

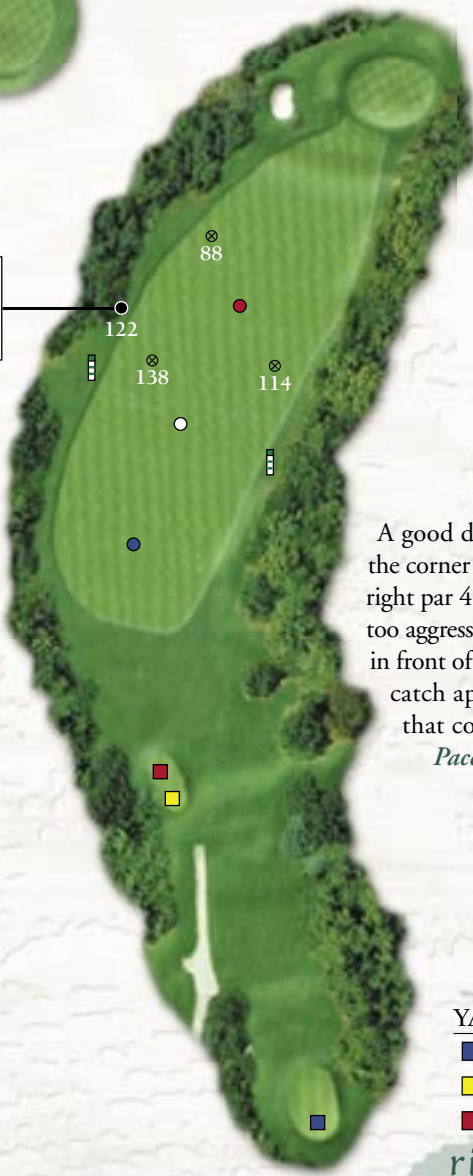
On this par 4, your drive must carry the wetlands, so relax and keep your head down. In the spring or after prolonged rain, the right side of the landing area can be wet. Bunkers guard the green's entrance. *Pace of Play 2:46*



YARDS	HCP
■ 367	7
■ 307	11
■ 301	11

riverside

■ 255	○ 122
■ 155	○ 138
■ 151	○ 114



A good drive can clear the corner of this dogleg right par 4, but don't get too aggressive. The swale in front of the green will catch approach shots that come up short. *Pace of Play 2:59*

YARDS	HCP
■ 381	13
■ 281	13
■ 277	13

riverside

14

PAR 4

Depth: 23 yards



Depth: 19 yards



15

PAR 3

■	197
■	176
■	169

■	178
■	157
■	150

■	272
■	251
■	244

■	166
■	149
■	144

■	147
■	130
■	125

This narrow par 4 has an elevated green guarded by a bunker on the left.
Pace of Play 3:12

YARDS	HCP
■	371 15
■	350 7
■	343 7

riverside

On this par 3, two bunkers guard the small green.
Pace of Play 3:20

YARDS	HCP
■	157 17
■	140 17
■	135 17

riverside

16

PAR 4

Depth: 17 yards



Depth: 24 yards

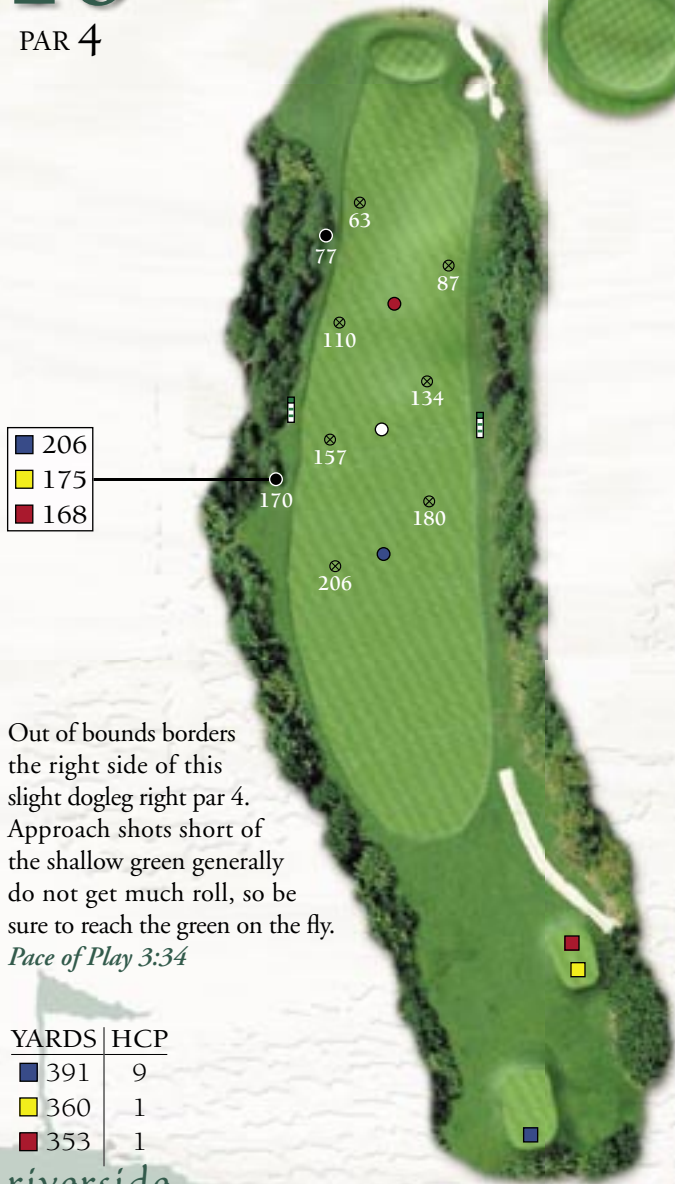


Depth: 31 yards



17

PAR 3



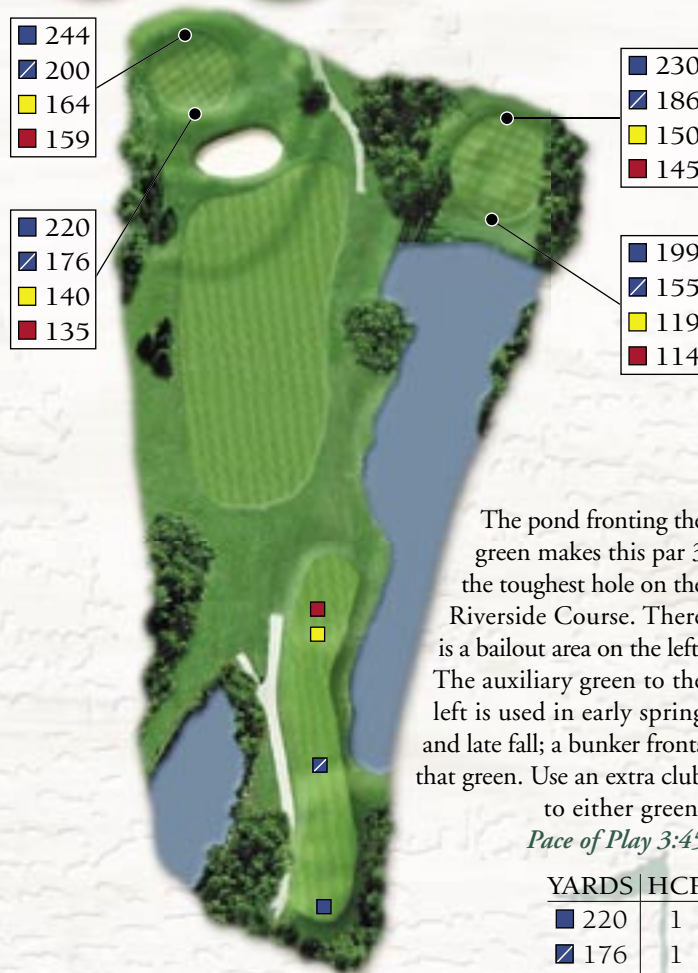
■	206
■	175
■	168

Out of bounds borders the right side of this slight dogleg right par 4. Approach shots short of the shallow green generally do not get much roll, so be sure to reach the green on the fly.

Pace of Play 3:34

YARDS	HCP	
■	391	9
■	360	1
■	353	1

riverside



■	244
■	200
■	164
■	159

■	220
■	176
■	140
■	135

■	230
■	186
■	150
■	145

■	199
■	155
■	119
■	114

The pond fronting the green makes this par 3 the toughest hole on the Riverside Course. There is a bailout area on the left. The auxiliary green to the left is used in early spring and late fall; a bunker fronts that green. Use an extra club to either green.

Pace of Play 3:45

YARDS	HCP	
■	220	1
■	176	1
■	140	15
■	135	15

riverside

18

PAR 5

Depth: 29 yards

Yardage Information

- ⊗ Denotes sprinkler head.
- Denotes landmark – tree, edge of bunker or body of water, etc.
- , ○ & □, ●, ● Denotes 100, 150, 200 & 250-yard markers.
- All yardages measured to center of greens.
- Charts show distance in yards from tees, designated by color-coded squares, to landmarks.

USGA RULES GOVERN PLAY

Local Rules

- Replace divots, rake bunkers and repair ball marks on greens.
- White stakes and lines indicate out of bounds. Property boundary fences and stone walls designate out of bounds. Red stakes and lines indicate lateral hazards. Yellow stakes and lines indicate water hazards.
- Golf carts shall not be used without proper assignment and registration in the Pro Shop.
- Each player must have a ticket and his/her own set of clubs.
- Players are expected to use cart paths and to obey all posted signs.
- Except on a path, do not drive a cart within 30 feet of a green or tee.
- Unless otherwise posted, the 90° rule will be in effect. Drive directly to your ball, play your shot and leave the fairway by the shortest route.
- Non-players are not allowed on the course.

Etiquette

- Your round should not exceed 4 hours. **PLAY READY GOLF**
- Proper golf attire must be worn at all times.
- Players having an open hole ahead must, upon request, pick up and move to the next hole.
- The Starter and Ranger shall have the right to pair up players.
- Rain checks will be issued only if the course is closed due to inclement weather or dangerous conditions.
- Except during Club and State matches, please:
Practice continuous putting – once you start to putt on a green, continue until you hole out. When it is safe to hit, be ready and hit. Don't worry about who is away. Cut down on practice swings. After 10 strokes on a hole, pick up.
- Players not following rules will be asked to leave without a refund.
- **IRRIGATION WATER IS NOT POTABLE.**



Finish your round on this dogleg right par 5 with a birdie opportunity. The two-tiered green can offer some interesting putts.

Pace of Play 4:00

YARDS | HCP

■ 476	11
■ 450	9
■ 445	9

riverside

Juniper Hill Golf Course

202 Brigham Street, Northboro, MA 01532
A Spikeless Facility

36 Holes - Public

PLACES TO PLAY 2002

★★★

-Golf Digest



LAKESIDE COURSE

PAR 71

Challenging Carolina Style

RIVERSIDE COURSE

PAR 71

Sporty, Interesting, Picturesque

Have your next meeting or event in one
of our specialized function rooms.
Outdoor Pavilion holds up to 300 people.

**For a Virtual Tour Check Out:
www.juniperhillgc.com**

**Tee Time 7 Days a week • One week in advance
Junior & Senior Discounts (Monday - Thursday mornings)
(508) 393-2444**

Golf Teaching Center

142 School Street, Northboro, MA

Ken Chrzan, PGA Professional

Private & Group Lessons • Junior Programs • (508) 351-9500